








Starling Class Pick 'N' Mix Homework



Dojos' will be awarded for each piece of homework! Once completed, please bring in your work to share with the class!

Feel free to get creative and make something that isn't listed below based on this term 5's learning!

<p>History- Create an Ancient Mayan Menu.</p> <p>Research the different types of food eaten by the Ancient Maya.</p> <p>Then, create your own menu featuring a variety of meals they might have enjoyed. Include detailed descriptions and add your own drawings to bring your dishes to life.</p> <p>For a smelly sticker, use powerful adjectives to make your food sound as delicious as possible!</p> <p></p>	<p>Literacy- Persuasive food advert.</p> <p>Create your own food, it can be anything you like! From a crazy dessert to a magical drink.</p> <p>Design an advert (poster, leaflet, script for a TV advert).</p> <p>Please include:</p> <p>A catchy slogan Exciting adjectives Persuasive language Bright colours and drawings A price or special offer</p> <p></p>	<p>Science- Sound hunt.</p> <p>Go on a <i>sound hunt</i> at home or outside:</p> <ul style="list-style-type: none"> List 5-10 different sounds Describe them (loud, quiet, high, low) What is vibrating to make each sound? <p>Please include: Scientific words: vibration, sound, pitch, volume. Clear explanations in your own words. Drawings, labels, or photos.</p> <p></p>
<p>Art- Animal in shades.</p> <p>Draw an animal using only one colour but show light and dark using shades and tones.</p> <ol style="list-style-type: none"> Choose your animal Pick ONE colour. Create shades and tones. <p>Shades- adding black to darken the colour. Tones- Adding white to lighten the colour.</p> <ol style="list-style-type: none"> Sketch your animal lightly in pencil Add colour carefully. <p>Please take your time to blend the colours carefully.</p> <p></p>	<p>Computing- Data Detective.</p> <p>Become a Data Detective and collect your own data to find out something interesting!</p> <p>Choose a question to investigate. For example: What is the most popular snack in my house? How do people travel to school?</p> <p>Collect your data Ask at least 5-10 people (family, friends, neighbours)</p> <p>Record your answers clearly. (tally chart or bar chart)</p> <p></p>	<p>Maths- Tuck shop challenge.</p> <p>Create your shop. Draw or list at least 6 items Give each item a price in pounds and pence.</p> <p>What is the total cost of buying 2 or more items? How much change would you get from £5 for 1 item? Can you find the difference between two prices?</p> <p>For a smelly sticker, write your answers in full sentences. For example: "If I buy a chocolate bar (75p) and a drink (£1.20), the total is £1.95. If I pay with £5, my change is £3.05."</p> <p></p>