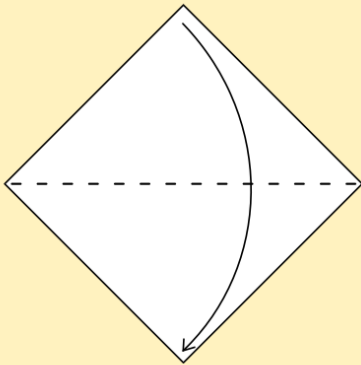


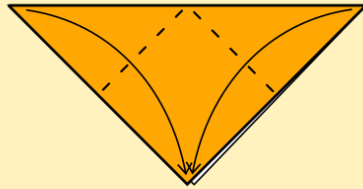
# Fish



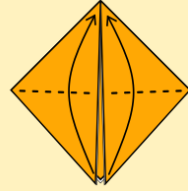
Design: traditional  
Diagram: Tavin  
[www.TavinsOrigami.com](http://www.TavinsOrigami.com)



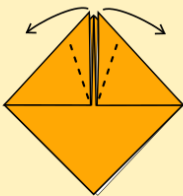
fold diagonally



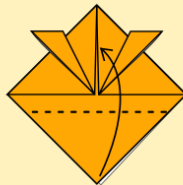
fold corners down



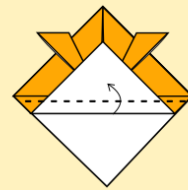
fold flaps up



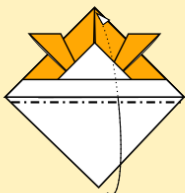
fold flaps



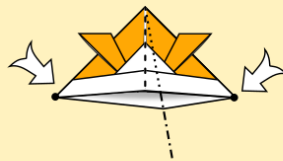
fold top layer



fold the two top layers



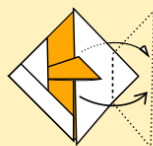
fold behind



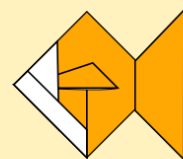
squash, bringing points together



cut 2/3 of side



outside reverse fold  
to form fin



finished Fish